

Rabbit Negative Control


RUO
Bio SB
 BIOSCIENCE FOR THE WORLD

www.biosb.com

Intended Use

For Research Use Only.

Summary and Explanation

The purpose of the Rabbit Negative Control is to demonstrate whether the IHC test is specific. Usually, “negative control” is a term applied to a separate slide with patient’s test sample on which the Rabbit Negative Control is applied.

Presentation

The Rabbit Negative Control is provided in liquid form, ready-to-use with Tris Buffered Saline, pH 7.6, 1% bovine serum and preserved with Sodium Azide (NaN₃).

<i>Catalog No.</i>	<i>Concentration</i>	<i>Volume/Qty</i>
BSB 0041A	Ready-to-use	3 mL
BSB 0041B	Ready-to-use	6 mL
BSB 0041C	Ready-to-use	15 mL

Storage Store at 2-8°C

Stability

This product is stable up to the expiration date on the product label. Do not use after expiration date listed on package label. Temperature fluctuations should be avoided. Store appropriately when not in use.

Precautions

- 1 For professional users only. Results should be interpreted by a medical professional.
2. This product contains <0.1% sodium azide (NaN₃) as a preservative. Ensure proper handling procedures are used with this reagent.
3. Always wear personal protective equipment such as laboratory coat, goggles and gloves when handling reagents.
4. Dispose of unused solution according to local and federal regulations.
5. Do not ingest reagent. If reagent is ingested, seek medical advice immediately.
6. Avoid contact with eyes. If contact occurs, flush with large quantities of water.
7. For complete recommendations for handling biological specimens please refer to the CDC document, “Guidelines for Safe Work Practices in Human and Animal Medical Diagnostic Laboratories” (1).

Preparation of Working Solution

The Rabbit Negative Control is a ready-to-use working solution and requires no further preparation.

Recommended Protocol

In order to serve as a true negative control, this rabbit antibody should be used under the identical conditions and at the same concentration as other purified rabbit antibodies.

Rabbit negative control serum is applied in place of a rabbit anti-human primary antibody onto tissue that has been designated as the corresponding negative control. The section under test and the corresponding negative control should be serial sections off the same paraffin-embedded block.

Note: Both the tissue under test and the negative control tissue must be unmasked using the same unmasking reagent and protocol such as Heat Induced Epitope Retrieval (HIER).

Abbreviated Immunohistochemical Protocol

Step	ImmunoDetector AP/HRP	PolyDetector AP/HRP	PolyDetector Plus HRP
Peroxidase/AP Blocker	5 min.	5 min.	5 min
Primary Antibody	30-60 min.	30-60 min.	30-60 min.
1st Step Detection	10 min.	30-45 min.	15 min.
2nd Step Detection	10 min.	Not Applicable	15 min.
Substrate-Chromogen	5-10 min.	5-10 min.	5-10 min.
Counterstain / Coverslip	Varies	Varies	Varies





Product Limitations

Due to inherent variability present in immunohistochemical procedures (including fixation time of tissues, dilution factor of antibody, retrieval method utilized and incubation time), optimal performance should be established through the use of positive and negative controls. Results should be interpreted by a qualified medical professional.

References

1. U.S. Department of Health and Human Services: Centers for Disease Control and Prevention. Guidelines for Safe Work Practices in Human and Animal Medical Diagnostic Laboratories. Supplement / Vol. 61, January 6, 2012.

Symbol Key / Légende des symboles/Erläuterung der Symbole

	Storage Temperature Limites de température Zulässiger Temperaturbereich		Manufacturer Fabricant Hersteller	REF	Catalog Number Référence du catalogue Bestellnummer
	Read Instructions for Use Consulter les instructions d'utilisation Gebrauchsanweisung beachten		Expiration Date Utiliser jusque Verwendbar bis	LOT	Lot Number Code du lot Chargenbezeichnung



69 Santa Felicia Dr., Santa Barbara, CA 93117, USA
Tel. (805) 692-2768 | Tel. (800) 561-1145 | Fax. (805) 692-2769
E-mail: sales@biosb.com | Website: www.biosb.com