

# ImmunoDNA Washer 10X



**RUO**

**Bio SB**  
BIOSCIENCE FOR THE WORLD

www.biosb.com

## Intended Use

For Research Use Only.

## Summary and Explanation

10X Immuno/DNA Washer is a concentrated wash buffer used for Immunohistochemistry and *in situ* Hybridization procedures. It can be used in autostainers, capillary action slides as well as manual staining procedures.

## Presentation

10X Immuno/DNA Washer contains a buffer solution and Tween 20 detergent. It is provided in liquid form.

<i>Catalog No.</i>	<i>Concentration</i>	<i>Volume/Qty</i>
BSB 0029	10X	200 mL
BSB 0042	10X	1000 mL

**Storage** Store at 20-25°C

## Stability

**This product is stable up to the expiration date on the product label.** Do not use after expiration date listed on package label. Temperature fluctuations should be avoided. Store appropriately when not in use. Adhere to all local laws when disposing of this product.

## Precautions

- 1 For professional users only. Results should be interpreted by a medical professional.
2. Ensure proper handling procedures are used with this reagent.
3. Always wear personal protective equipment such as laboratory coat, goggles and gloves when handling reagents.
4. Dispose of unused solution according to local and federal regulations.
5. Do not ingest reagent. If reagent is ingested, seek medical advice immediately.
6. Avoid contact with eyes. If contact occurs, flush with large quantities of water.
7. For complete recommendations for handling biological specimens please refer to the CDC document, "Guidelines for Safe Work Practices in Human and Animal Medical Diagnostic Laboratories" (1).

## Preparation of Working Solution

For working solution, dilute the concentrated 10X Immuno/DNA Washer with distilled or deionized water 1:10 (100 mL of the 10X Immuno/DNA Washer should be diluted with distilled or deionized water to make up 1 L of 1X working solution).

## Recommended Protocol

Use the 1X working solution during any step that requires rinsing of slides.

## Abbreviated Immunohistochemical Protocol

Step	ImmunoDetector AP/HRP	PolyDetector AP/HRP	PolyDetector Plus HRP
Peroxidase/AP Blocker	5 min.	5 min.	5 min
Primary Antibody	30-60 min.	30-60 min.	30-60 min.
1st Step Detection	10 min.	30-45 min.	15 min.
2nd Step Detection	10 min.	Not Applicable	15 min.
Substrate-Chromogen	5-10 min.	5-10 min.	5-10 min.
Counterstain / Coverslip	Varies	Varies	Varies







## Product Limitations

Due to inherent variability present in immunohistochemical procedures (including fixation time of tissues, dilution factor of antibody, retrieval method utilized and incubation time), optimal performance should be established through the use of positive and negative controls. Results should be interpreted by a qualified medical professional.

## References

1. U.S. Department of Health and Human Services: Centers for Disease Control and Prevention. Guidelines for Safe Work Practices in Human and Animal Medical Diagnostic Laboratories. Supplement / Vol. 61, January 6, 2012.

## Symbol Key / Légende des symboles/Erläuterung der Symbole

	Storage Temperature Limites de température Zulässiger Temperaturbereich		Manufacturer Fabricant Hersteller		Catalog Number Référence du catalogue Bestellnummer
	Read Instructions for Use Consulter les instructions d'utilisation Gebrauchsanweisung beachten		Expiration Date Utiliser jusque Verwendbar bis		Lot Number Code du lot Chargenbezeichnung



69 Santa Felicia Dr., Santa Barbara, CA 93117, USA  
Tel. (805) 692-2768 | Tel. (800) 561-1145 | Fax. (805) 692-2769  
E-mail: sales@biosb.com | Website: www.biosb.com