

Tween 20



Bio SB
BIOSCIENCE FOR THE WORLD

www.biosb.com

Intended Use

For In Vitro Diagnostic Use.

Summary and Explanation

Tween 20 is a detergent and an emulsifier used in wash buffers and other buffers for immunohistochemistry and *in situ* hybridization procedures. It can be used in autostainers, capillary action slides, as well as manual staining procedures.

Presentation

Tween 20 contains Polyoxyethylene 20-Sorbitan Monolaurate (MW 1227.54) and water. It is provided in liquid form.

<i>Catalog No.</i>	<i>Concentration</i>	<i>Volume/Qty</i>
BSB 0045	Concentrate	100 mL
BSB 0046	Concentrate	500 mL

Storage Store at 20-25°C

Stability

This product is stable up to the expiration date on the product label. Do not use after expiration date listed on package label. Temperature fluctuations should be avoided. Store appropriately when not in use. Adhere to all local laws when disposing of this product.

Precautions

- 1 For professional users only. Results should be interpreted by a medical professional.
2. Ensure proper handling procedures are used with this reagent.
3. Always wear personal protective equipment such as laboratory coat, goggles and gloves when handling reagents.
4. Dispose of unused solution according to local and federal regulations.
5. Do not ingest reagent. If reagent is ingested, seek medical advice immediately.
6. Avoid contact with eyes. If contact occurs, flush with large quantities of water.
7. For complete recommendations for handling biological specimens please refer to the CDC document, "Guidelines for Safe Work Practices in Human and Animal Medical Diagnostic Laboratories" (1).

Preparation of Working Solution

Tween 20 is a concentrated solution to be diluted as needed.

Recommended Protocol

Add Tween 20 to a Buffer (PBS or TBS) at 0.1 to 0.2% (1 to 2 mL per liter). Mix well.

Abbreviated Immunohistochemical Protocol

Step	ImmunoDetector AP/HRP	PolyDetector AP/HRP	PolyDetector Plus HRP
Peroxidase/AP Blocker	5 min.	5 min.	5 min
Primary Antibody	30-60 min.	30-60 min.	30-60 min.
1st Step Detection	10 min.	30-45 min.	15 min.
2nd Step Detection	10 min.	Not Applicable	15 min.
Substrate-Chromogen	5-10 min.	5-10 min.	5-10 min.
Counterstain / Coverslip	Varies	Varies	Varies





Product Limitations

Due to inherent variability present in immunohistochemical procedures (including fixation time of tissues, dilution factor of antibody, retrieval method utilized and incubation time), optimal performance should be established through the use of positive and negative controls. Results should be interpreted by a qualified medical professional.

References

- U.S. Department of Health and Human Services: Centers for Disease Control and Prevention. Guidelines for Safe Work Practices in Human and Animal Medical Diagnostic Laboratories. Supplement / Vol. 61, January 6, 2012.

Symbol Key / Légende des symboles/Erläuterung der Symbole

EC REP	EMERGO EUROPE Prinsessegracht 20 2514 AP The Hague The Netherlands	 Storage Temperature Limites de température Zulässiger Temperaturbereich	 Manufacturer Fabricant Hersteller	REF	Catalog Number Référence du catalogue Bestellnummer
IVD	In Vitro Diagnostic Medical Device Dispositif médical de diagnostic in vitro In-Vitro-Diagnostikum	 Read Instructions for Use Consulter les instructions d'utilisation Gebrauchsanweisung beachten	 Expiration Date Utiliser jusque Verwendbar bis	LOT	Lot Number Code du lot Chargenbezeichnung



69 Santa Felicia Dr., Santa Barbara, CA 93117, USA
Tel. (805) 692-2768 | Tel. (800) 561-1145 | Fax. (805) 692-2769
E-mail: sales@biosb.com | Website: www.biosb.com